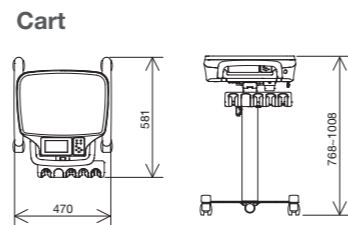
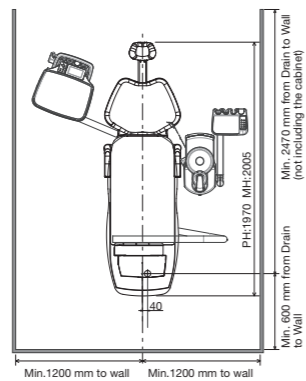
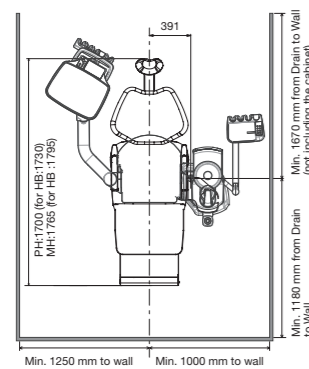
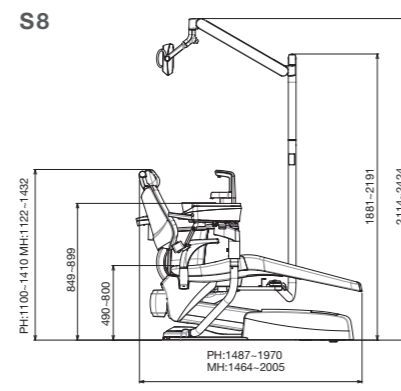
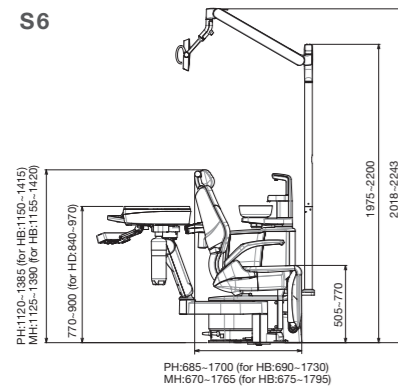
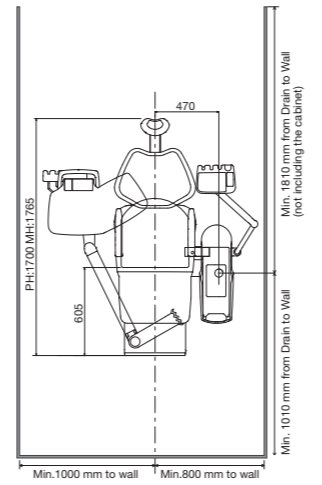
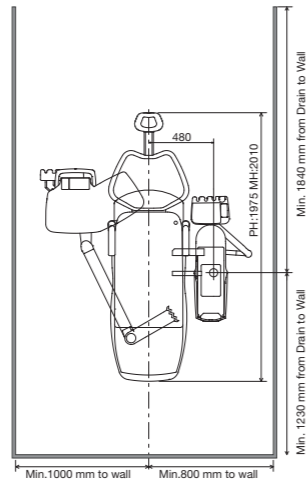
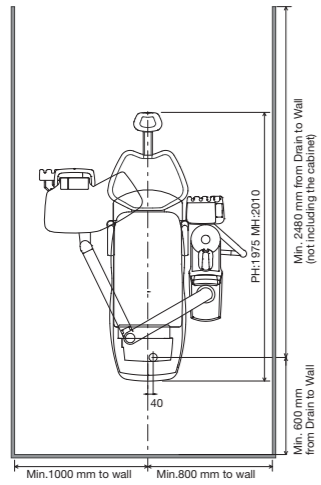
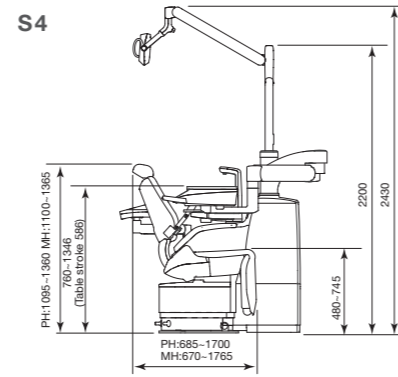
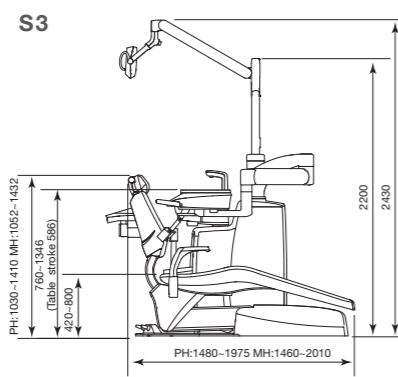
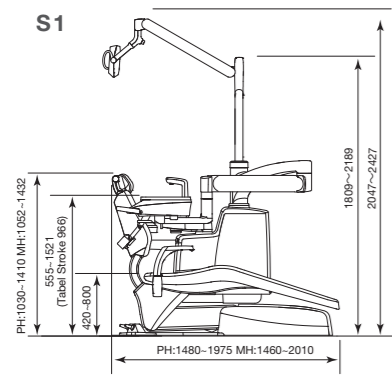


# Dimensions



PH: Power Headrest | MH: Manual Headrest | HB: High Backrest spec. | HD: High Dr. Table spec.

## EURUS Options & Accessories



# EURUS Options & Accessories

● Standard | ● Optional | ⊗ Not available | HT Holder type only | BM Base mount type only | RT Rod type only | CT Cart type only | FC Foot Controller

## Chair



Twin-axis headrest



Power headrest

## Light



Patient mirror

Normal



Composite mode



## Dentist Element



Holder type



Rod type



Place type



Cart (Holder type)

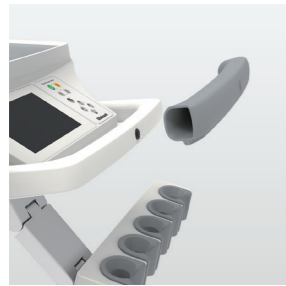


Table handle cover (Holder/Place type)



Table handle cover (Rod type)

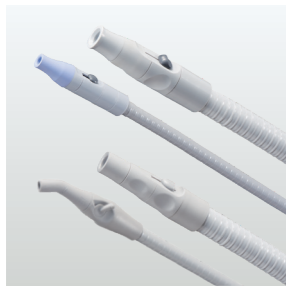


Syringe Belmont BT14 & 77



Wireless foot controller

## Unit Body




High-volume evacuator handpiece & Saliva ejector Belmont & Dürr



Twin suction (two solid correctors)



Sensored cupfiller



LED indicator



Separated junction box



Monitor bracket (not incl. monitor)



Suction line clean system



Flushing system (integrated type)

Chair	S1 & S3 Contour	S4 Folding legrest	S6 Folding legrest	S8 Contour
Twin-axis headrest	●	●	●	●
Power headrest	●	●	●	●
Armrest at left side only (fixed)	●	⊗	⊗	⊗
Armrest at both side, left side fixed & right side rotated	●	⊗	●	⊗
Armrest at both sides rotated	⊗	●	⊗	●
Integrated stick switch (1 control, manual chair switch or power headrest)	⊗	⊗	⊗	● / FC
Integrated stick switch (2 controls, manual & auto mode chair switch)	●	●	●	● / RT
Integrated stick switch (2 controls, manual chair switch & power headrest)	⊗	⊗	⊗	● / FC
Integrated stick switch (3 controls, manual & auto mode chair switch & power headrest)	●	●	●	● / RT
Upholstery seam type	●	●	●	●
Upholstery luxury seam type	●	●	●	●
Upholstery seamless type	●	●	●	●

Dentist Element	S1 & S3 & S4	S6 & S8
Touch panel screen, 5 inch	●	●
Protection sheet for touch panel	●	●
Table handle cover	●	●
Small table with silicone mat	● / CT, ● / exc. CT	● / BM & CT
Large table with silicone mat	● / exc. CT	● / BM
Sub-tray holder Small (size: 290 x 190 mm)	● / RT	● / RT
Sub-tray holder Large (size: 380 x 290 mm)	● / RT	● / RT
Silicone mat for Sub-tray (small/large)	● / RT	● / RT
Autoclavable holder outlet	● / HT	● / HT
3-way syringe	●	●
6-way syringe	●	●
Midwest 4 holes turbine hose	●	●
Midwest 4 holes turbine hose with fiber optic	●	●
Micromotor (air/electric)	●	●
Scaler (air/electric)	●	●
Water heater for handpiece	●	●
Foot controller (wired)	●	●
Foot controller (wireless)	●	●
Intra oral camera	●	●
USB port	●	●
Stainless waste receptacle & cotton container with stand/ vials x 5 pcs with stand	●	●
Intra oral film viewer	●	●
Panorama film viewer	●	●
Monitor bracket	⊗	● / BM
Curing light	●	●

Assistant Element	Standard	VacPac (S6&S8 only)
Standard type assistant arm	●	●
Ratchet gear type assistant arm	●	●
3-way syringe	●	●
High-volume evacuator & saliva ejector handpiece	●	●
Twin suction	●	●
Autoclavable holder outlet	●	⊗

Unit Body	Standard	VacPac (S6&S8 only)
Electric timed cupfiller & bowl flush	●	⊗
Sensored cupfiller & bowl flush	●	⊗
LED indicator	●	⊗
Rotating cuspidor bowl, porcelain	●	⊗
Water heater 24V	●	⊗
Water disinfection system	● / S1&S3&S4 only	⊗
Clean water system with water tank	●	● / Attached to Dr. side
Separator	●	⊗
Amalgam separator	●	⊗
Suction line clean system	● / S3&S4&S6&S8 only	⊗
Flushing system without flushing tray	●	●
Flushing system with flushing tray	●	⊗
Flushing system (integrated type)	● / S1&S3&S4 only	⊗
Monitor bracket	●	●
Service outlet for water / connector for water	●	⊗
Service outlet for air/ connector for air	●	⊗
Separated junction box	● / S1&S3&S8 only	●

Light	EURUS LIGHT	900 LED LIGHT
Autoclavable detachable light handle	●	●
Patient mirror	●	●

Stool	
EURUS stool for dentist	●
EURUS stool for assistant	●